



14th February 2025

Dear Parents and Carers,

This week, we celebrated Safer Internet Day, focusing on the well-being of our children in the online world. We want our children to know how to stay safe online, and this is a theme we explore regularly throughout our curriculum. Each classroom has a SMART poster on display, which we refer to regularly, especially when the children use the internet. Please see the poster at the end of the newsletter.

We talk to the children about the blocks and filters we have on our computers, laptops and iPads at school to help to keep them safe. We emphasised the importance of telling an adult straight away if something makes them feel uncomfortable, worried or confused online.

World Book Day

On Thursday 6th March, we will celebrate World Book Day. This year, our theme is kindness, with a special focus on showing kindness to our planet and reflecting on our role in caring for it. To keep the day simple and to be kind to you too, we are inviting children to come to school dressed in their pyjamas or comfortable clothes. We look forward to cosying up with books and engaging in activities that ignite the children's passion for reading.

On the day itself, we would love you to join us in the morning to share a book with your child in their classroom. Further details about this exciting event will follow shortly. Each child will also receive a £1 book token to spend.

Congratulations

At Merry Hill we are committed to ensuring our staff continually develop through regular engagement with educational research, staff training and attending local cluster research groups. This ensures we continue to improve and provide the best possible education for our children.

With this in mind, I am delighted to congratulate Miss Stringer on successfully completing her National Professional Qualification in Leading Literacy (NPQLL). We are very proud of her achievement and look forward to the positive impact she will have on our school community.

A Happy Face, A Learning Place, A Growing Space

Baby News

We are thrilled to announce that Miss Willingham has welcomed a beautiful baby boy! Congratulations to her and her family on this joyous occasion. Wishing them all the love, happiness, and precious moments as they begin this exciting new chapter!




'Ambitious Learners' – how we act when we learn

This Week's Focus: The Golden Rule – 'Do be kind and helpful'

Team Points Focus: Good manners – paying compliments

This week we will award team points and use praise to positively reinforce the golden rule – be kind and helpful. We are specifically praising children for paying compliments to others and ensuring all staff are modelling this behaviour to help the children learn.

10.2.25	<p>Paying Compliments - remembering everyone is different and have different and varied strengths.</p> <p>We are listening out for children praising one another.</p> <p>GR We are kind and helpful</p>	
---------	---	---

'Curious Learners' – what we learn

Year Group Blogs

Each week the class teachers post blogs, which enable you to find out more about our education offer and reinforce learning at home. Please click on the link below to see the wonderful learning that has taken place over the week.

<https://merryhill.org.uk/our-learning-community/year-group-blogs/>

A Happy Face, A Learning Place, A Growing Space

Parent Partnership

Research tells us that the most important learning opportunities occur through conversations and play between a child and others at home. As mentioned previously, we will continue to suggest some ideas and activities aimed at promoting language and literacy for you to use at home. This week the focus is – making tidy time fun!

Fun Tidy Time

Tidying up with your child may not be the first thing you think of when considering fun activities to do together. However, it is something we do regularly and can be made more enjoyable if done through play. Have a look through some of the games below to see if you can develop communication and language through this activity whilst also tidying up – win win!

Make it a race

How many items can they tidy away in 30 seconds? Can they put more things away in the time than you can? This could help them practise counting, as well as teaching the ideas of first and last.

Sorting and matching

You could set them a series of matching and sorting challenges as they go. Can they tidy away all of the red items? How about all of the blue items?

You could even use this to **help teach them about word sounds**. Can they tidy away something beginning with...?

Simon Says is a fun game which helps with listening skills and following instructions.

Someone becomes "Simon", who gives instructions by saying, "Simon says..." followed by an instruction. For example, "Simon says touch your nose." Everyone else must perform the action. If Simon doesn't say "Simon says" before giving instruction, anyone who did it is out!

This fun game can be adapted as a game to tidy away toys and other bits and bobs. Try throwing in some tidying instructions into a game - so as well as things like 'Simon says stand on one leg', you might also put in there some useful things like 'Simon says put the books back on the shelf'.

Hide the toy... then tidy it away

Why not try playing **a game of hide and seek** with the items you want putting away?

A Happy Face, A Learning Place, A Growing Space

Get them to go looking for the item around the room using the words 'warmer' and 'colder' to give clues. Once they find the item, ask them 'where does it usually go?' and get them to put it back in its place. You could try using prepositions to reinforce this language once the items have been found e.g. *well done, you found the ball under the chair.*








I hope you all have a lovely half term and look forward to welcoming you back on Monday 24th February.

Sincerely,

Ms Melissa Adams
Headteacher

A Happy Face, A Learning Place, A Growing Space

<h1>S</h1> <p>Stay Safe </p> <p>Keep safe by not sharing personal information</p> <p>For example:</p> <ul style="list-style-type: none"> ▮ Full name ▮ Phone ▮ Home ▮ Passwor 	<h1>M</h1> <p>Don't Meet Up</p> <p></p> <p>Do not meet up with someone you only know online because it might be dangerous</p>	<h1>A</h1> <p>Don't Accept</p> <p>Do <u>not</u> communicate or accept messages, pictures or friend requests from strangers</p> <p></p>	<h1>R</h1> <p>Is it Reliable?</p> <p>Information on the internet is not always true.</p> <p></p> <p>Some people and strangers online may try to trick us</p>	<h1>T</h1> <p>Tell</p> <p>Tell a trusted adult if someone or something makes you feel unsafe</p> <p></p>
---	---	--	---	--

A Happy Face, A Learning Place, A Growing Space