

Year 2

Herons
Miss Malin



Swans
Miss Finch



Mrs Kemp



Mrs Shaz



Mrs Rogerson



PPA Cover



Mrs Goodwin

Mrs Mitzman



Mrs Ineson

Uniform



Crew Neck Sweatshirt



Cardigan



Poloshirt



Transition

- ▶ We work very closely with the Year 1 team to ensure the transition from Year 1 to Year 2 is smooth and comfortable for all children
- ▶ In Year 2 we continue to focus on building independence
- ▶ We will be planning in lots of opportunities for outdoor learning, exploration and enquiry
- ▶ Group and partner work is a big part of learning in Year 2



Morning Routines

- ▶ In Year 2 we will collect the children at 8.45. The children will put their coat in the cloakroom, water bottle away, book bag in their coloured box.
- ▶ Learning starts as soon as the children come in in the morning with guided reading.
- ▶ Please ensure children have their books and reading record in their bags everyday.
- ▶ Books are changed on Fridays.



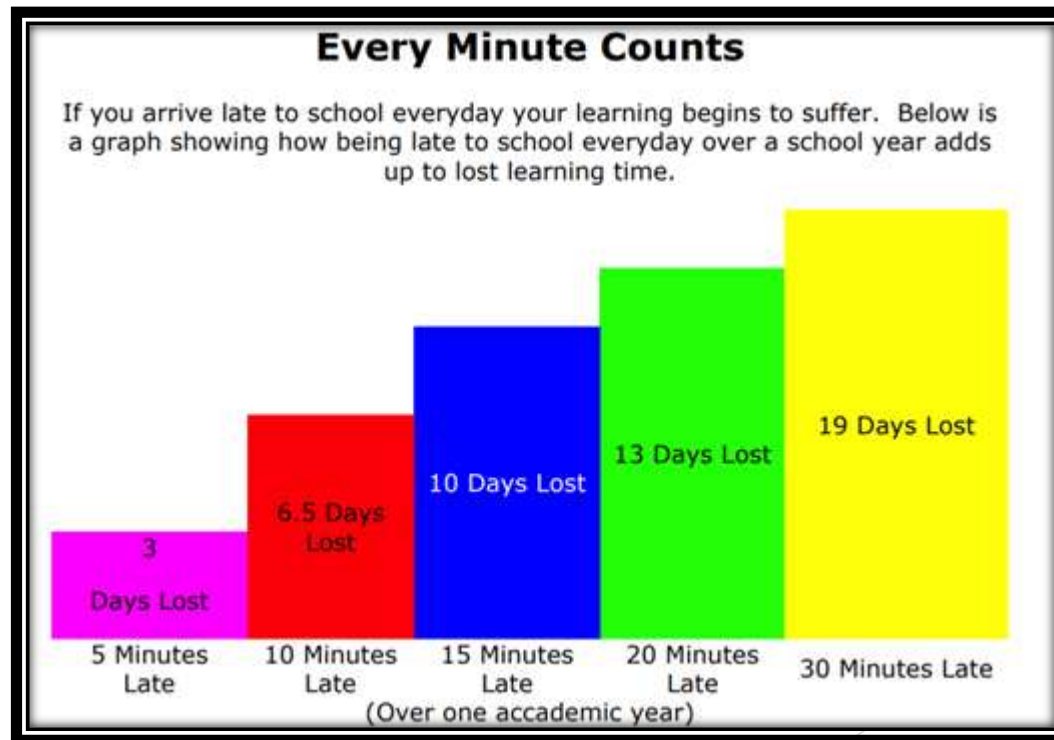
Attendance and Punctuality

- ▶ Start of the day - (8.45am)
- ▶ End of the day - (3.15pm)
- ▶ Please ensure your child is in the correct line for when the teachers pick them up outside the green gates.
- ▶ If your child is unwell and unable to attend school, please inform the office as soon as possible. 48 hour rule for sickness and diarrhoea after symptoms are clear.
- ▶ If attendance falls below 96% you will be contacted.



Attendance and Punctuality

- Please remember that it is important to come to school on time - we know that lateness can have an impact on a child's well being since it can be disruptive and interrupts the learning of all the children in the class. If attendance falls below 96% you will be contacted.



What should they bring to school?

- ▶ Book bag- please no backpacks and only 1 keyring
- ▶ Reading record
- ▶ Water bottle - please do not put this inside the bookbag
- ▶ Coat (even if it looks like a nice day)
- ▶ PE kit
- ▶ Wellies
- ▶ Glue stick

Please name all items so we can return them to you if lost.

We welcome donations of boxes of tissues especially during the colder months.

PE Kit:

Black shorts, jogging bottoms, white top, plimsolls

Uniform information:

<https://merryhill.org.uk/parents-information/uniform/>



Reading



We will be hearing your child read twice a week. Once with the teacher and once with the LSA.

In Year 2 we focus upon the comprehension skills needed to predict unknown words, understand the context, empathise with characters and infer hidden meaning.

We use the following strategies:

- ▶ Robot arms and blending hands to decode unknown words.
- ▶ Stretching a word
- ▶ Questioning – Why does the boy look sad?
- ▶ Retelling – What happened at the beginning of the story?
- ▶ Independent reading followed by questioning
- ▶ Written comprehension questions
- ▶ “Why do you think...?” questions.

Reading at Home



- ▶ Please read a little bit every day with your child- it really does make all the difference. This may include bedtime stories or any genre that interests your child (magazines, cook books, comics, newspapers etc).
- ▶ We encourage re-reading books sent home 4 times and concentrating on a different area during each read:
- ▶ Firstly decoding the words,
- ▶ Secondly improving pace and fluency,
- ▶ Thirdly answering comprehension questions, discussing the plot,
- ▶ Lastly, reading what they have read with verbal expression.

We change reading books on Fridays.

Each week the children will choose one book to read with an adult at home, from the school colour boxes. These are sharing books they may need some support with. Alongside the colour books, we will send home a teacher-set phonics book based on their current phonic ability level. These are designed to be read independently.

Please write notes in your child's reading record.

Year 2 Spelling, Punctuation and Grammar

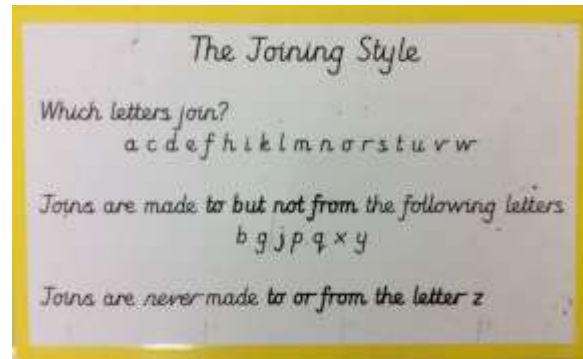
- ▶ We use the ELS spelling scheme which matches our phonics scheme which the children are familiar with.

We will be learning

- ▶ The rules for adding suffixes to root words, for example: make - making
- ▶ The different sentence types - statement, command, exclamation, question
- ▶ Punctuation - including question marks, exclamation marks, commas in a list and apostrophes for contraction (it's) and possession.
- ▶ Different word classes - nouns, adjectives, verbs, adverbs.

Handwriting

We use the Nelson handwriting scheme and aim to be joining our handwriting by the end of Year 2.



- ▶ We will continue to work on having the correct pencil grip.



- ▶ Handwriting will be taught 3 times a week. Children will be taught to sit with their feet on the floor, to grab a sharp pencil and then tilt their book to the side. This is how they will be ready for writing.

English



- ▶ In Year 2 we focus upon grammar and making our sentences great.
- ▶ We are using Essential Writing.
- ▶ We focus on punctuation and spelling throughout.
- ▶ Harder to read and spell words are taught within these sessions.

Writing at Home



- ▶ Encourage your children to keep a diary
- ▶ Leave notes for family members around the house
- ▶ Send cards to friends and family
- ▶ Help with writing shopping lists
- ▶ Orally rehearse sentences before writing
- ▶ Read sentences back to check they make sense and contain the correct features, edit if necessary.

Maths

We follow the CPA (concrete, pictorial abstract) approach- we will always use equipment and resources to work out the problems practically first. Then children will be asked to represent their work using pictures and as they gain confidence, write number sentences to show their work.

In Year two we focus upon:

- ▶ applying our mathematical knowledge across a variety of problem solving tasks.
- ▶ knowing the value of a digit in a two or three digit number is particularly important when manipulating numbers. For example, 26 contains 20 and 6. When adding 26 to 13 I can add 20 and 10 then 6 and 3 and put them together again.

$$26 + 13 =$$

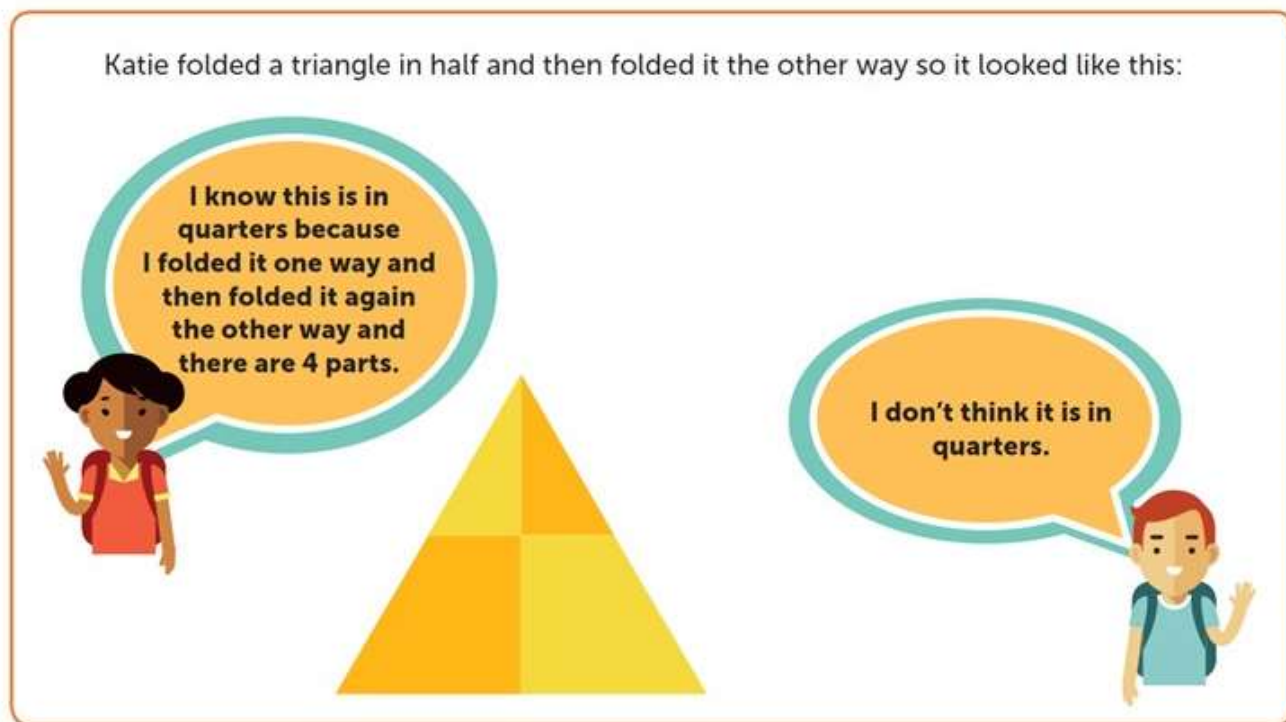
$$20 + 10 = 30$$

$$6 + 3 = 9$$

$$30 + 9 = 39$$

We will do lots of problem solving and reasoning- asking the children to explain their thinking.

Here is an example of a problem they might have in a maths lesson:



Once the children have had lots of time to discuss and explore the problem, they will be encouraged to investigate using equipment. We will support the children in building up their reasoning and explanation skills when talking about their answers.


Mastering Number - fluency practise

- ▶ 4 times a week
- ▶ The aim of these sessions is to enable children to develop fluency in calculation and a confidence and flexibility with number.
- ▶ Good number fluency supports future success in maths.



Maths at Home

- ▶ Please support your child in practising number formation at home- always starting from the top of the number.



- ▶ Practise counting in 2's, 3's, 5's and 10's verbally- forwards and backwards
- ▶ Practise real life maths- paying for things when shopping, counting and adding when out and about, counting real life objects for example plates when setting the table, reading numbers on number plates/ front doors etc.
- ▶ Play number games- snakes and ladders, dominoes, shops.
- ▶ Make maths informal and fun- What time do you leave for swimming? What time do you have dinner?

Topic lessons

- ▶ Science
- ▶ History
- ▶ Geography
- ▶ Computing (including E-safety)
- ▶ PE & Sports Coach
- ▶ Mini Explorers
- ▶ RE
- ▶ Music
- ▶ PSHE- Jigsaw



Jigsaw

- ▶ We use the JIGSAW scheme during PSHE (personal, social, health education) to supplement our mindfulness approach.
- ▶ Jigsaw brings together PSHE education, emotional literacy, mindfulness, social skills and spiritual development. It aims to enhance self-esteem and positive behaviour and relationships within the school.
- ▶ It teaches the children it's ok not to feel ok but to talk to someone
- ▶ We have a class charter- rules/ agreement for sessions.
- ▶ We have a mindfulness area in each classroom where children can go and find their inner calm.
- ▶ We have a worry monster in each classroom so children can put their worry in the monster and he will eat it away, we regularly check these.

End of Day Routines

- ▶ Children will collect their belongings
- ▶ Line up in the classroom
- ▶ We will meet parents outside the school gates at 3.15 in our line.
- ▶ Children are taught to say goodbye to their teacher before leaving.
- ▶ Please make sure a teacher knows if you have taken your child.
- ▶ If you need to speak to one of the teachers please wait until we have dismissed the class.

Behaviour



Merry Hill

Infant and Nursery School



Ready



Respectful



Safe

Homework

- ▶ Daily reading
- ▶ Numbots
- ▶ Weekly handwriting sheet.

Reading	Spellings	Handwriting	Maths
<p>Read your phonics book 4 times a week with a grown up.</p> <p>Record in your reading record.</p> <div><input checked="" type="checkbox"/> <input type="checkbox"/> <input type="checkbox"/> <input type="checkbox"/></div>	<p>Practise spelling</p>	<p>Complete handwriting sheet. Remember to ask a grown up to watch you.</p>	<p>Play on Numbot's for 3 minutes a day 4 times a week.</p> <div><input checked="" type="checkbox"/> <input type="checkbox"/> <input type="checkbox"/> <input type="checkbox"/></div>

PE

PE Kit:

Black shorts, jogging bottoms, white top, plimsolls (no trainers please)

Please ensure all PE kit is clearly named



- ▶ PE day is Tuesday. PE will be taught by a Sports Coach.
- ▶ Earrings must be removed or taped with micropore – please provide from home
- ▶ Long hair tied back.

Safeguarding and E-safety

- Communication & Safeguarding- please keep us informed of anything that can help us support your children (change of routines etc.) so we can best support your child and ensure their wellbeing.
- E-safety is taught within computing lessons but also throughout the curriculum where appropriate. Posters are displayed in every classroom to remind children.
- Termly online safety letters to parents

These rules will help to keep everyone safe and help us to be fair to others.

		
I will only use school computers/ tablets when an adult is with me.	I take care of devices and tell an adult if something goes wrong.	I will ask for help if I am not sure what to do
		
I am always polite, kind and respectful when I post online. I never post anything that could hurt somebody else.	I will not take nor upload photos of myself or others without an adult's permission.	I will learn and follow the SMART rules to help me stay safe online.

<h1>S</h1> <p>Stay Safe</p> <p>Keep safe by not sharing personal information</p> <p>For example:</p> <ul style="list-style-type: none"> • Full name • Phone number • Home address • Passwords 	<h1>M</h1> <p>Don't Meet Up</p> <p>Do <u>not</u> meet up with someone you only know online because it might be dangerous</p>	<h1>A</h1> <p>Don't Accept</p> <p>Do <u>not</u> communicate or accept messages, pictures or friend requests from strangers</p>	<h1>R</h1> <p>Is it Reliable?</p> <p>Information on the internet is not always true. Some people and strangers online may try to trick us.</p>	<h1>T</h1> <p>Tell</p> <p>Tell a trusted adult if someone or something makes you feel worried or uncomfortable.</p>
--	---	---	---	--

Outdoor Learning

We value the importance of outdoor learning and at every opportunity take our lessons outside.

Every Thursday/ Friday we spend some of the afternoon in the forest area. We learn how to care for and respect our environment.

There are planned opportunities to further embed science learning and to practise skills learned in topic areas.



Communications

- ▶ Please email or call the school office for any attendance messages or changes to collection information
- ▶ Keep up with our learning journey via our class blog and Seesaw.

Parent help





**Thank you for your time. We hope your children
will be very happy in Year 2.**

**Please do speak to us if you have any questions at
all...we are happy to help.**