


1

Lesson 1 - IALT: understand the difference between traditional books and digital books.

An electronic book, digital book or 'e-book' is a type of book that you can read on a computer or a tablet.

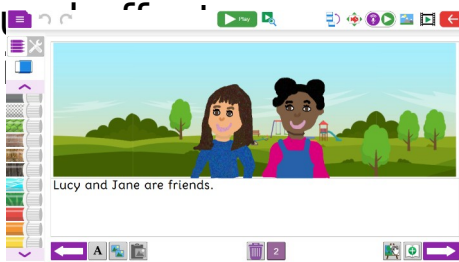
Books and digital books have:

- A cover
- Pages
- Illustrations
- Text




Digital books can also have:

- Narration (someone reading the story)
- Sound effects
- Animation



Lesson 2 - IALT: draw a character for a digital book.



We can use the paint tools to draw our characters.



If we make a mistake these tools can help.



eraser



undo

Lesson 3 - IALT: understand the difference between the background and the main objects in an illustration.

Background: The background is the parts of the picture that are at the back that do not move.

Background



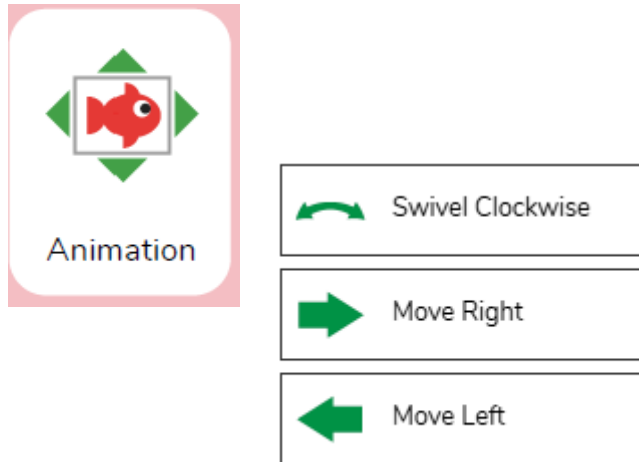
Animation – moving part

Whole picture

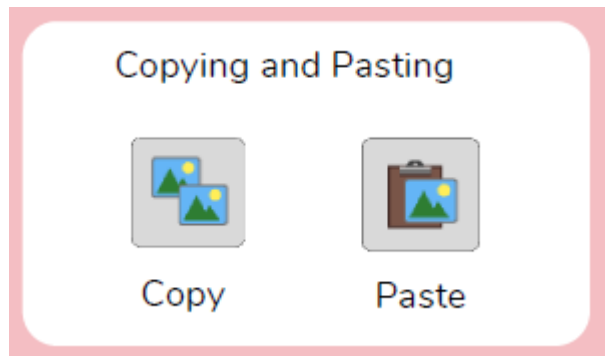


Lesson 4 – IALT: add animation to objects.

Animation turns still pictures into moving pictures.



Pictures can be animated in different ways.



Lesson 5 - IALT: add text.

Text is the words that you write.

The font is the style of the text. You can change the font.

This font is Aravis

This font is Poppins

This font is Comic Sans

The size of the text is called the

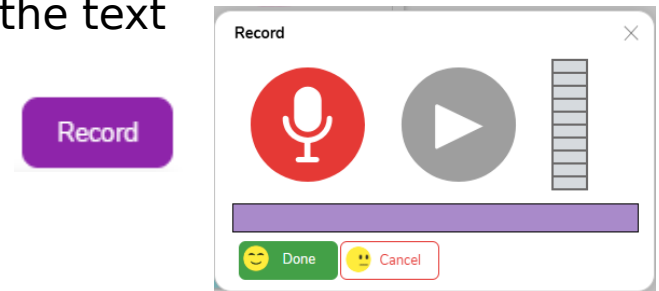
10 16 28 36 44 66
88 100

Lesson 6 - IALT: add sound.


There are different ways to add sound in Purple Mash



Narration – a person reading the text



Sound effects



Music

